



- Cuts Easily, Neatly and Maintains a Fray Resistant End
- Expands For Ease Of Installation
- Cut And Abrasion Resistant
- Mil-202 & VW-1 Approved
- Halogen Free



Cut Cleanly
Scissors

Material
Polyethylene Terephthalate

Grade
CCF

Monofilament Diameter
.008"

Drawing Number
TF001CCF-WD

Nominal Size	Part #	Expansion Range		Bulk Spool	Shop Spool	Available Colors	Lbs/100'
		Min	Max				
1/8"	CCF0.13	1/8"	1/4"	1,000'	100'	2	0.40
1/4"	CCF0.25	5/32"	7/16"	1,000'	100'	2	0.46
3/8"	CCF0.38	3/16"	5/8"	500'	100'	2	0.74
1/2"	CCF0.50	1/4"	3/4"	500'	100'	2	0.82
3/4"	CCF0.75	5/8"	1"	250'	75'	2	1.11
1"	CCF1.00	3/4"	1 3/16"	250'	50'	2	1.24
1 1/4"	CCF1.25	1"	1 1/2"	250'	50'	2	1.56
1 1/2"	CCF1.50	1 1/4"	2"	250'	50'	2	1.85


Scissor Cut For Field Installation, Will Not Support Combustion

CLEAN CUT FR has all of the same qualities that make our standard CC so easy to cut and install, with the added advantage of a flame inhibitor to provide an extra level of safety in certain applications.

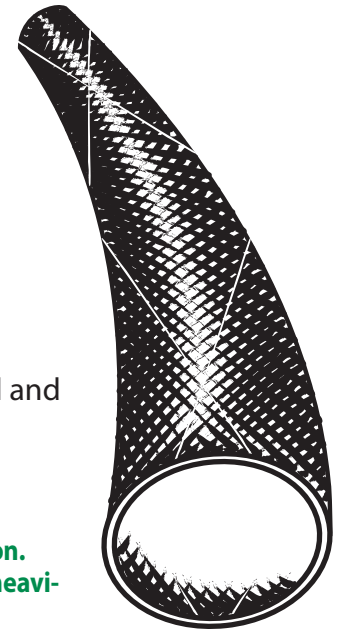
Under normal conditions, Clean Cut FR will quickly self-extinguish and minimize flame spread and incidental damage to surrounding components.

The combination of flame retardance, ease of installation and nearly complete coverage makes CC an ideal solution for many industrial and engineering applications.

Cuts easily and neatly with regular scissors and maintains a fray resistant end during installation. When scissor cut, the end of CC will withstand heavier handling without fraying than standard PT.



Colors Available:
2 = TW & TB





ABRASION FLAMMABILITY

Abrasion Resistance
Medium

Rating _____ UL VW-1

Abrasion Test Machine
Taber 5150

Abrasion Test Wheel
Calibrase H-18

Abrasion Test Load
500g

Room Temperature
80°F

Humidity
70%

Very Minor Scuffing
100 Test Cycles

**Strands Frayed
And Rough Surface**
400 Test Cycles

**Scuffing And Several
Broken Strands**
500 Test Cycles

Material Destroyed
700 Test Cycles

Pre-Test Weight
3,602.0 mg

Post-Test Weight
3,373.9 mg

**Test End Loss Of Mass
Point Of Destruction**
228.1 mg

CHEMICAL RESISTANCE


1=No Effect 4=More Affected
2=Little Effect 5=Severely Affected
3=Affected

Aromatic Solvents _____	2
Aliphatic Solvents _____	1
Chlorinated Solvents _____	3
Weak Bases _____	1
Salts _____	1
Strong Bases _____	2
Salt Water 0-5-1926 _____	1
Hydraulic Fluid MIL-H-5606 _____	1
Lube Oil MIL-L-7808 _____	1
De-Icing Fluid MIL-A-8243 _____	1
Strong Acids _____	3
Strong Oxidants _____	2
Esters/Ketones _____	2
UV Light _____	1
Petroleum _____	1
Fungus ASTM G-211 _____	
Halogen Free _____	Yes
RoHS _____	Yes
SVHC _____	None

Melt Point
ASTM D-2117
482°F (250°C)

Maximum Continuous
Mil-I-23053
257°F (125°C)

Minimum Continuous
-94°F (-70°C)



PHYSICAL PROPERTIES

Monofilament Diameter _____	.008
ASTM D-204	
Flammability Rating _____	VW-1
FMVSS-302 Approved	
Recommended Cutting _____	Scissor/HK
Colors _____	2
Wall Thickness _____	.024
Tensile Strength (Yarn) _____	4
ASTM D-2256 Lb	
Specific Gravity ASTM D-792 _____	1.38
Moisture Absorption % _____	.1-2
ASTM D-570	
Hard Vacuum Data _____	
ASTM E-595	
TML _____	.19
CVCM _____	.04
WVR _____	.06
Smoke D-Max _____	275
ASTM E-66	
Outgassing _____	Med
Oxygen Index _____	31
ASTM D-2863	