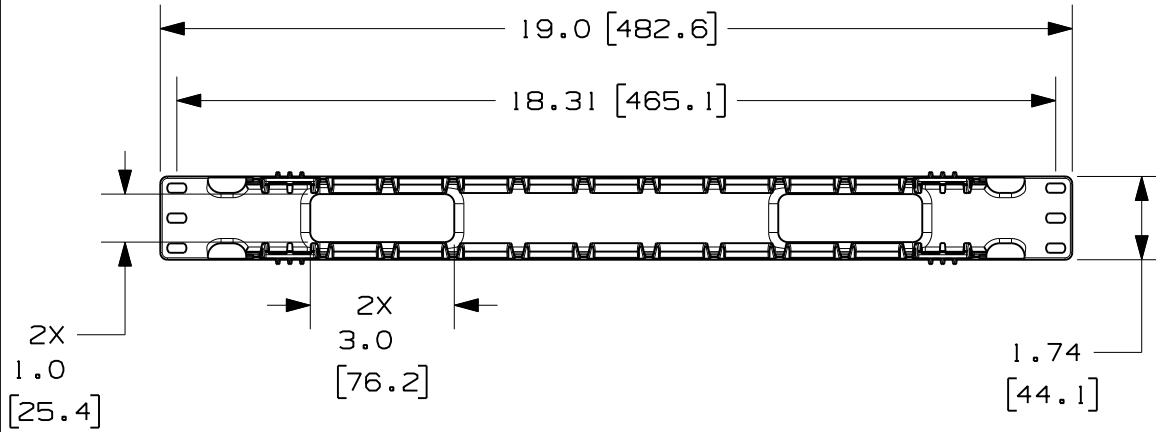


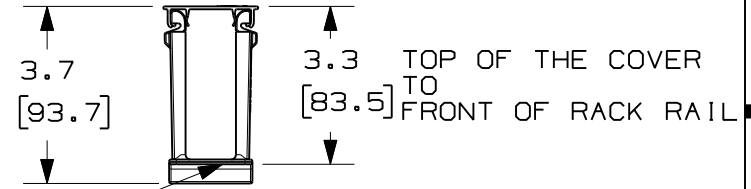
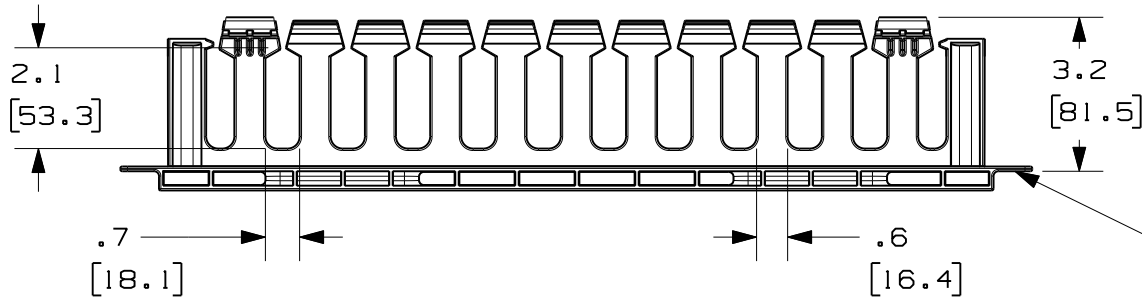
THIS COPY IS PROVIDED ON A RESTRICTED BASIS AND IS NOT TO BE USED IN ANY WAY DETRIMENTAL TO THE INTERESTS OF PANDUIT CORP.



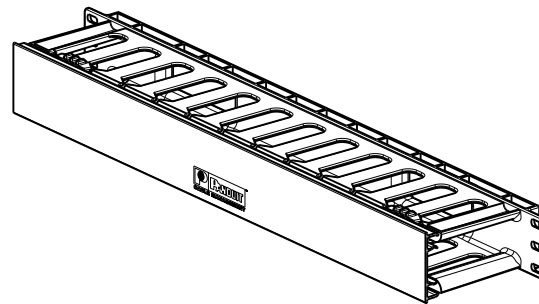
PANDUIT P/N	WEIGHT
WMPFSE	.9 LBS/EACH 408 g/EACH
WMPFSE - E (20 PARTS/CARTON)	18 LBS/EACH 8.2 Kg/EACH

NOTES:

- DESIGNED FOR MOUNTING ON 19" EIA RACKS.
- COMPONENTS:
1- MANAGER
1- 17" LONG X 2.0" HIGH HINGED COVER
4- #12-24 x 1/2" SCREWS
4- M6 METRIC SCREWS
- DIMENSIONS IN PARENTHESIS ARE METRIC.



SURFACE IN CONTACT WITH FRONT OF THE RACK RAIL



MODEL FILENAME	V10101FS_MWMPFS_05.PRT
CAD FILENAME/LAYERS	V10101FS_DC_05C.PRT
<h1>PANDUIT</h1> CORP. TINLEY PARK, ILLINOIS	
WMPFSE HORIZONTAL MANAGER CUSTOMER DRAWING	

REV	DATE	BY	CHK	DESCRIPTION	ECN	R	CUST	SUP	OTH
05C	6-16-10	BAME		E. ADDED NOTE FOR COVER HEIGHT	V10101FS-DC				
05B	2-3-10	BAME	ADP	D. ADDED BULK PART NUMBER C. REVISED REV SCHEME B. DRAWING NUMBER WAS 10101-21	V10101FS-DC		CMK		
1	12-29-04	TKW	MWH	A. ADDED DIMENSION FROM TOP OF THE COVER TO FRONT OF RACK RAIL.	10101-21		RTSU	RTSU	
R	12-18-02	JDWE	MECA	RELEASED TO PRODUCTION	10101-21		RTSU	RTSU	

UNLESS OTHERWISE SPECIFIED, DIMENSIONAL TOLERANCES ARE: (.X) ± (.XXX) ± (.XX) ± ANGLES ±		UNLESS OTHERWISE SPECIFIED, ALL DIMENSIONS ARE GIVEN IN INCHES, THIRD ANGLE PROJECTION.	
DRAWN BY JDWE	MAT'L: ABS	SCALE NONE	
DATE 12-18-02		DRAWING NO. V10101FS-DC	DWG A SIZE
CHK'D MECA			