

AMS® ACCESSIBILITY RAMPS for Yellow Jacket 5-Channel Heavy Duty Cable Protectors

CHECKERS 5-CHANNEL AMS® (Advanced Modular System) ACCESSIBILITY RAMPS feature a gradual slope and slip-resistant surface to ensure a safer crossing point for carts, forklifts, vehicles with small wheels and heavy trucks. In addition, each Checkers' Accessibility Ramp system is manufactured to meet ADA and DDA compliant specifications.

ADA/DDA Compliant



Hourglass® Connector

Features patented design and Hourglass® connector system (with adapter for Dog Bone connector system)

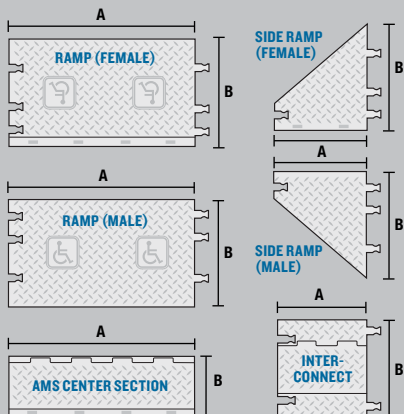
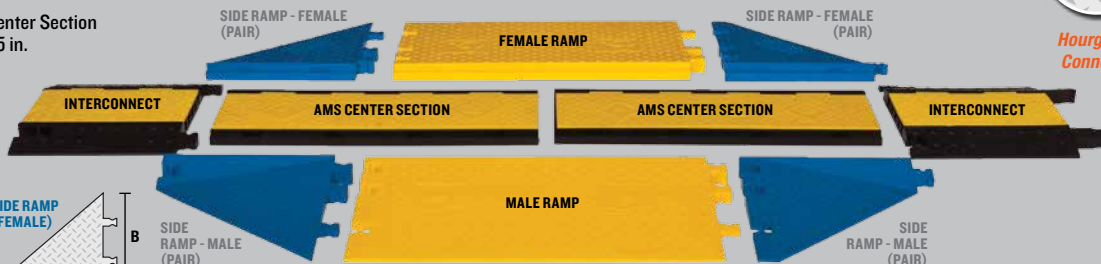
Channel height x width for AMS Center Section and Interconnect is 1.25 in. x 1.375 in.

Ramps: Yellow

Side Ramps: Blue

AMS and Interconnect:

Yellow lid with black base




*NOTE: Interconnects can connect to Guard Dog or Yellow Jacket 5-Channel

	MODEL	A: LENGTH	B: WIDTH	HEIGHT	WEIGHT
FEMALE RAMP	WSA-125-RFAH-DY	36 in. (91.44 cm)	20.38 in. (51.75 cm)	1.875 in. (4.76 cm)	26 lb. (11.8 kg)
MALE RAMP	WSA-125-RMAH-DY	36 in. (91.44 cm)	20 in. (50.8 cm)	1.875 in. (4.76 cm)	24.85 lb. (11.3 kg)
SIDE RAMPS - FEMALE (PAIR)	WSA-125-BFF-BLU	17.75 in. (45.09 cm)	20.5 in. (52.07 cm)	1.875 in. (4.76 cm)	16.8 lb. (7.6 kg)
SIDE RAMPS - MALE (PAIR)	WSA-125-BFM-BLU	17.75 in. (45.09 cm)	20.5 in. (52.07 cm)	1.875 in. (4.76 cm)	18.9 lb. (8.6 kg)
AMS CENTER SECTION	YJ5-125-AMS-CTR	36 in. (91.44 cm)	11.75 in. (29.85 cm)	1.875 in. (4.76 cm)	16.7 lb. (7.6 kg)
INTERCONNECT*	YJ5I-125	17.88 in. (45.4 cm)	19.75 in. (50.17 cm)	1.875 in. (4.76 cm)	M: 16 lb. (7.3 kg) F: 15.6 lb. (7.1 kg)

U.S. Patent No: 7,592,547, U.S. Patent No: 7,385,139, U.S. Patent No: 7,309,836, U.S. Patent No: 8,791,363

AMS® ACCESSIBILITY RAMP KITS for Yellow Jacket 5-Channel Heavy Duty Cable Protectors



KIT 1

KIT 1 - includes:

- 2 Ramps
- 4 Blue Side Ramps
- 2 AMS Center Sections
- 2 Interconnects*



"Dog Bone" Connector


*NOTE: Interconnects are required to connect to Guard Dog or Yellow Jacket 5-Channel

LOAD CAPACITY

Max load tested at 70°F (21°C)

16,300 lb./Tire (7,393 kg)
32,600 lb./Axle (14,787 kg)

	MODEL	LENGTH	WIDTH	HEIGHT	WEIGHT
AMS KIT 1	WSA-125-KIT1-HS	111.13 in. (228.3 cm)	51.25 in. (130.2 cm)	1.875 in. (4.76 cm)	151.5 lb. (68.7 kg)



Hourglass® Connector

KIT 2

KIT 2 - includes:

- 2 Ramps
- 4 Blue Side Ramps
- 2 AMS Center Sections

	MODEL	LENGTH	WIDTH	HEIGHT	WEIGHT
AMS KIT 2	WSA-125-KIT2-HS	75.38 in. (191.5 cm)	51.25 in. (130.2 cm)	1.875 in. (4.76 cm)	101 lb. (45.8 kg)



Hourglass® Connector

KIT 3

KIT 3 - includes:

- 2 Ramps
- 1 AMS Center Section

	MODEL	LENGTH	WIDTH	HEIGHT	WEIGHT
AMS KIT 3	WSA-125-KIT3-HS	36 in. (91.44 cm)	51.25 in. (130.2 cm)	1.875 in. (4.76 cm)	67.5 lb. (30.6 kg)